

**PasadenaLEARNS**

**POWER HOUR TOOLKIT**

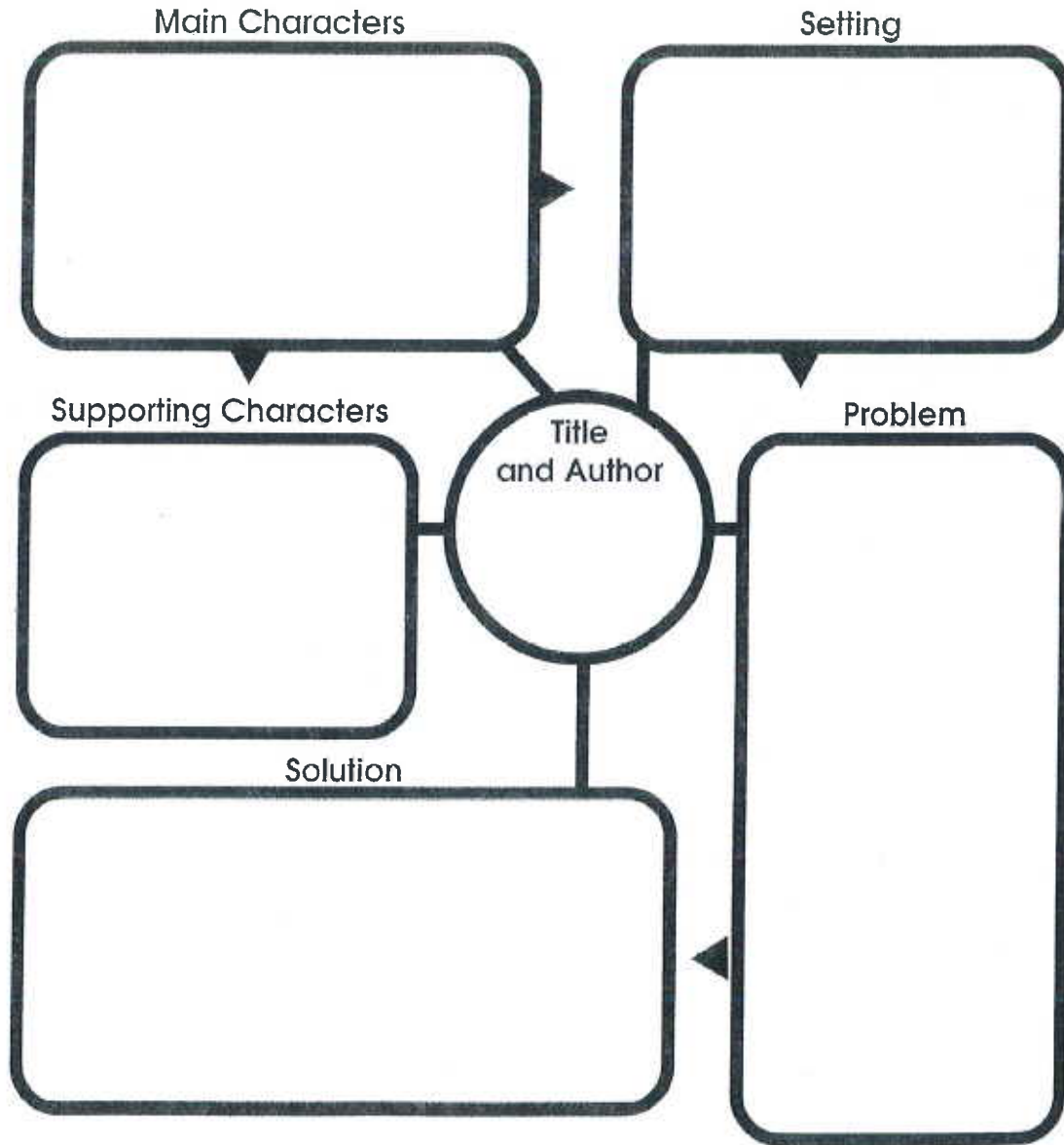
**UPPER GRADES  
(4-6)**

# AUTHOR TOOLS

Name:  
Title:  
Author:

<b>SIMILES:</b> Comparison between unlike things using like or as	
<b>IMAGERY:</b> Appeals to the senses	
<b>METAPHORS:</b> Comparisons suggesting things are similar	
<b>HYPERBOLE:</b> Exaggeration used to make a point	

# Story Map



# Character Comparison Sheet

Name: \_\_\_\_\_


\_\_\_\_\_ Title and Author

**Character 1:**

**Character 2:**

**CHARACTER SIMILARITIES**

**CHARACTER DIFFERENCES**



# Plot ✓ Sheet and Conflict List

Name:

Title:

1. Did you feel like you were part of the story? Yes  No   
(Please explain on back)

## Conflict List

(Check one or more)

- Character vs. Nature
- Character vs. Self
- Character vs. Society
- Character vs. Character

2. Were you able to guess what was going to happen at the end? Yes  No   
(Please explain on back)

3. What do you think was the best part of the story?

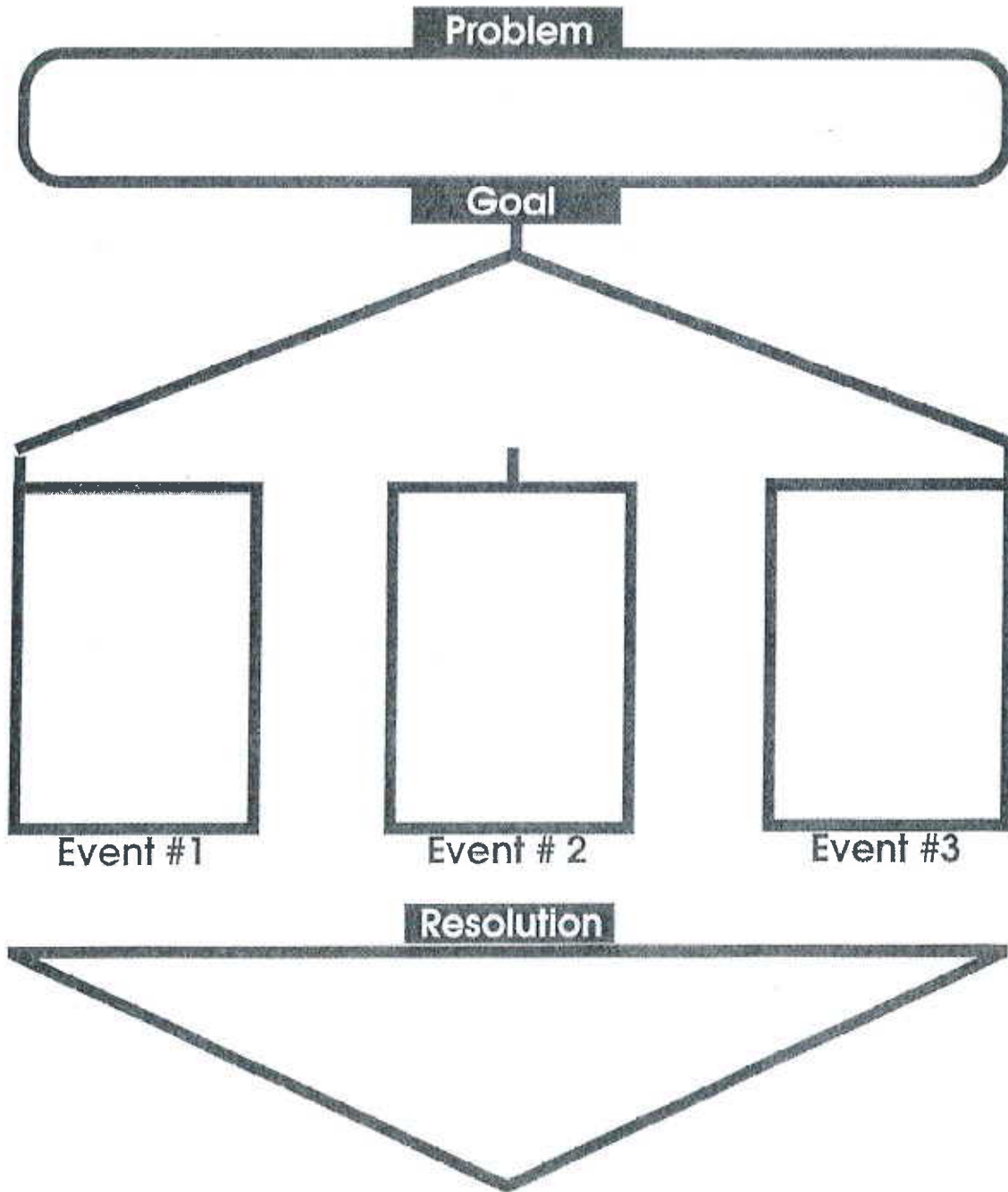
**Main Problem** \_\_\_\_\_  
\_\_\_\_\_

**Character's Goal** \_\_\_\_\_  
\_\_\_\_\_

**Resolution** \_\_\_\_\_  
\_\_\_\_\_

# Problem & Solution Diagram

Name:  
Book Title:



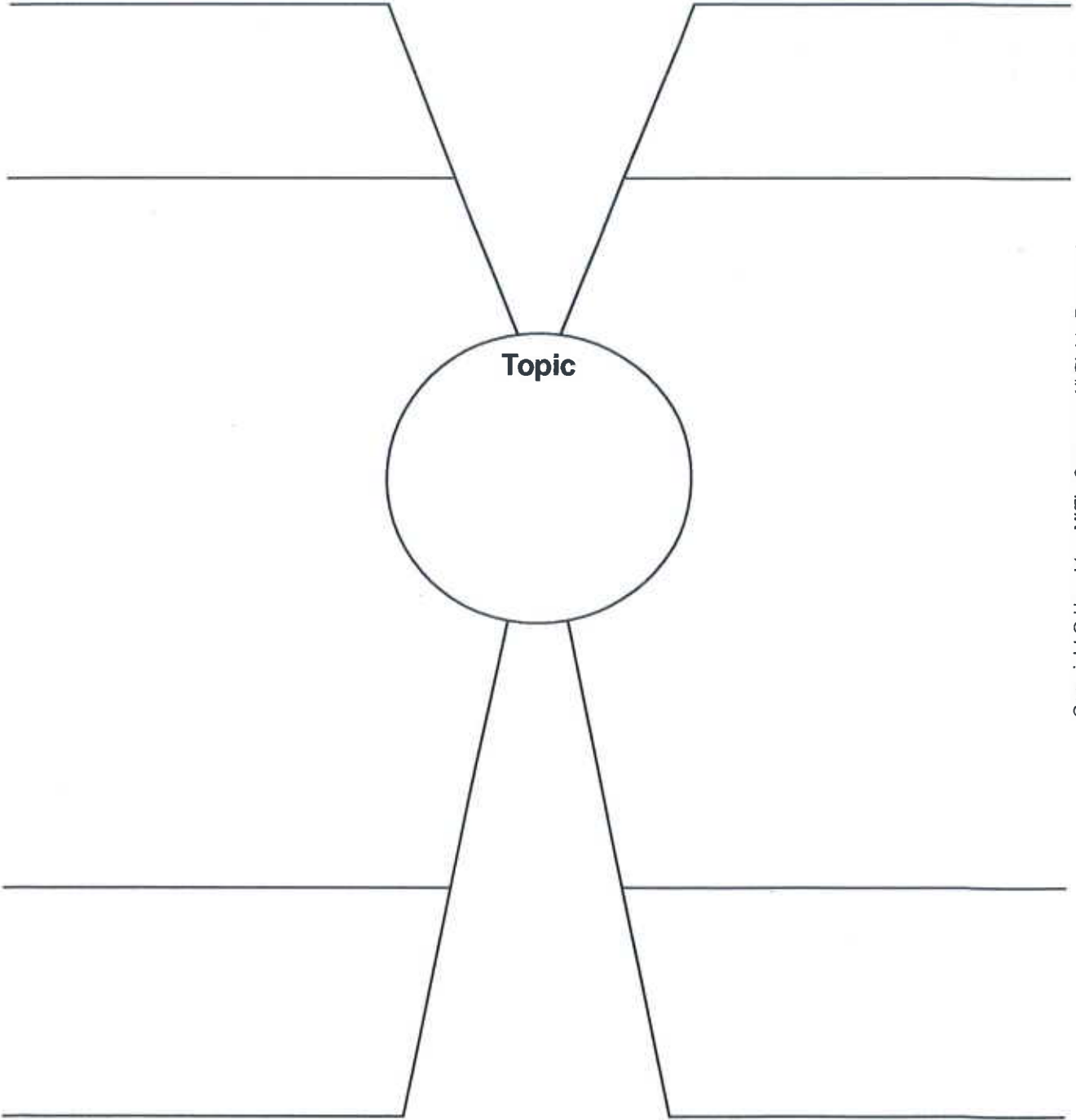


Name \_\_\_\_\_ Date \_\_\_\_\_

Houghton Mifflin English

### Spider Map

Write main ideas on the slanted lines that connect to the circle. Write details on the branching lines.

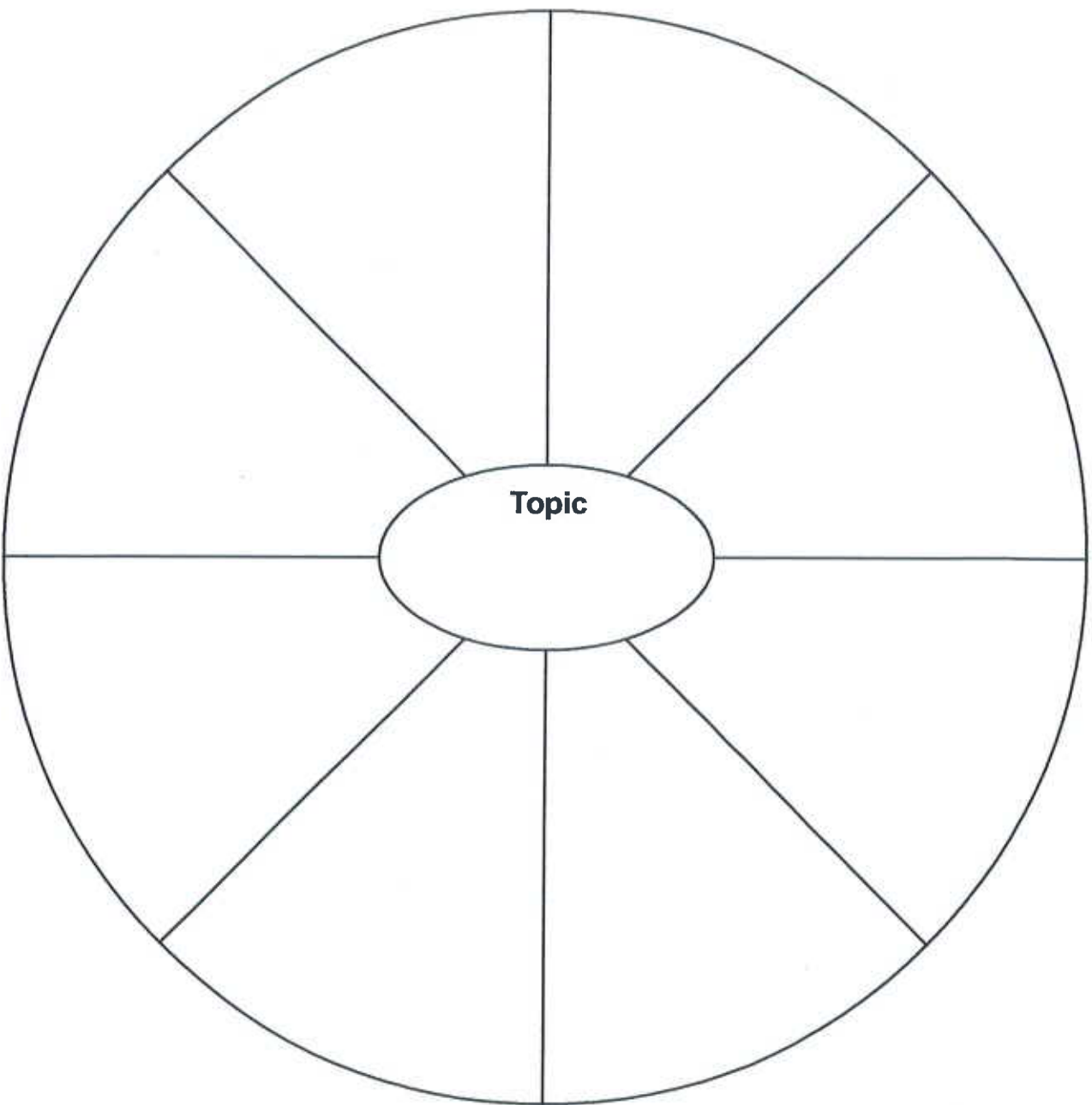


Name \_\_\_\_\_ Date \_\_\_\_\_

Houghton Mifflin English

### **Describing Wheel**

Add describing words about your topic between the spokes.





Name \_\_\_\_\_ Date \_\_\_\_\_

Houghton Mifflin English

### Observation Chart

List details for each sense in the correct column.

Topic _____				
Sight	Sound	Touch	Taste	Smell

Name \_\_\_\_\_ Date \_\_\_\_\_

Houghton Mifflin English

### Planning Chart

Circle or write your purpose for writing in the first column. Answer the questions in the second column.

Topic \_\_\_\_\_

Purpose	Audience
<p><i>Circle one.</i></p> <ul style="list-style-type: none"><li>● to tell a real story</li><li>● to tell a made-up story</li><li>● to describe a person, place, or thing</li><li>● to explain how to do something</li><li>● to find something out</li><li>● to give an opinion</li><li>● to ask something</li><li>● other</li></ul> <p>_____</p> <p>_____</p> <p>_____</p>	<p><i>Write answers to these questions.</i></p> <p>1. Who will read this?</p> <p>_____</p> <p>_____</p> <p>_____</p> <p>2. What do they already know about my topic?</p> <p>_____</p> <p>_____</p> <p>_____</p> <p>3. What do I want them to know?</p> <p>_____</p> <p>_____</p> <p>_____</p> <p>4. What part of my topic would interest them most?</p> <p>_____</p> <p>_____</p> <p>_____</p>

Copyright © Houghton Mifflin Company. All Rights Reserved.

# COMPARING ME TO A CHARACTER IN A BOOK

Name: \_\_\_\_\_ Date: \_\_\_\_\_

**Character**

**Me**

1. \_\_\_\_\_

\_\_\_\_\_  
\_\_\_\_\_  
\_\_\_\_\_

2. \_\_\_\_\_

\_\_\_\_\_  
\_\_\_\_\_  
\_\_\_\_\_

3. \_\_\_\_\_

\_\_\_\_\_  
\_\_\_\_\_  
\_\_\_\_\_

1. \_\_\_\_\_

\_\_\_\_\_  
\_\_\_\_\_  
\_\_\_\_\_

2. \_\_\_\_\_

\_\_\_\_\_  
\_\_\_\_\_  
\_\_\_\_\_

3. \_\_\_\_\_

\_\_\_\_\_  
\_\_\_\_\_  
\_\_\_\_\_

# VOCABULARY WORKSHEET CHAPTER \_\_\_\_

Name: \_\_\_\_\_ Date: \_\_\_\_\_

1.

Word

Part of Speech

Definition

In the book, it is on page \_\_\_\_\_. Copy the complete sentence below.



2.

Word

Part of Speech

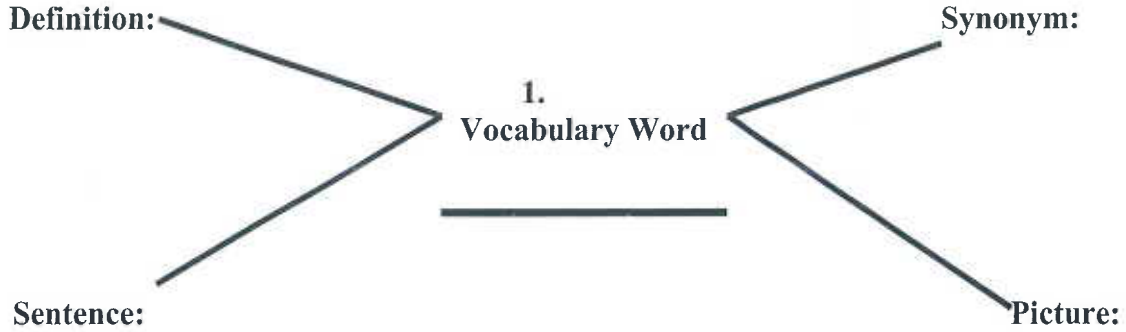
Definition

In the book, it is on page \_\_\_\_\_. Copy the complete sentence below.

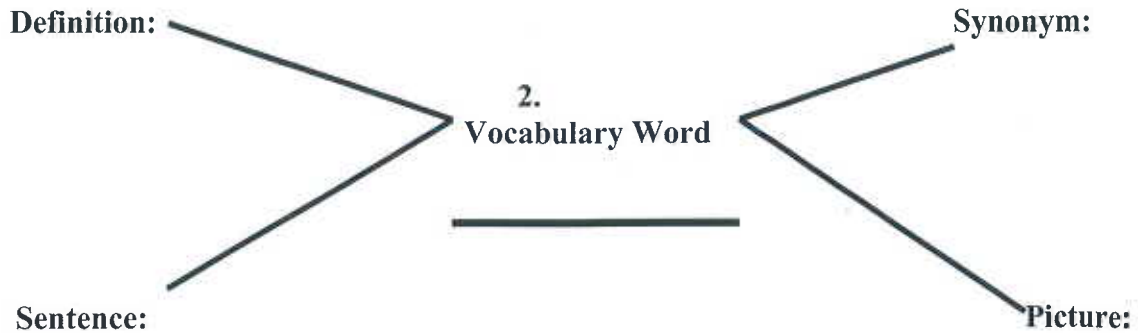
# VOCABULARY JOURNAL

Name: \_\_\_\_\_ Date: \_\_\_\_\_

1. Before reading, write the word to be learned \_\_\_\_\_
2. Brainstorm – What is it? What is it like? What are some examples?
3. Graphic Organizer:



- 
1. Before reading, write the word to be learned \_\_\_\_\_
  2. Brainstorm – What is it? What is it like? What are some examples?
  3. Graphic Organizer:



# ATTRIBUTE WEB #3

Name: \_\_\_\_\_ Date: \_\_\_\_\_

Character	One Word Description	Appearance	Significance to the Story	Do you know anyone similar?

GO.5.7